

DRIVE BELTS	AUTOMATION GRADE	BOX FORMAT	FORMAT SETTING	SEALING TECHNOLOGY
SIDE	FULLY AUTOMATIC	UNIFORM	MANUAL	PSA TAPES

# EZ Box 20

## HIGH SPEED AUTOMATIC CASE ERECTOR

EZ-BOX represents a range of fully-automatic case erectors developed to fulfill the needs of high-demanding industries, designed to form, fold and at a later stage to seal the bottom side of boxes before the downstream operation of filling and top sealing.

EZ-BOX is flexible, easily integrable into packaging lines and represents one of the most high-performing models available on the market. It is the result of a strategic synergy between Combi and Siat in developing complex, highly engineered end-of-line systems.

### KEY BENEFITS

#### HIGH PERFORMANCE

Up to 20 boxes/minute  
(box dimensions & quality dependent)

#### BOX SQUARING GUARANTEED

Overcomes different types of box quality and construction with an excellent box forming and flap folding capability

#### OPTIMIZED INTEGRATION

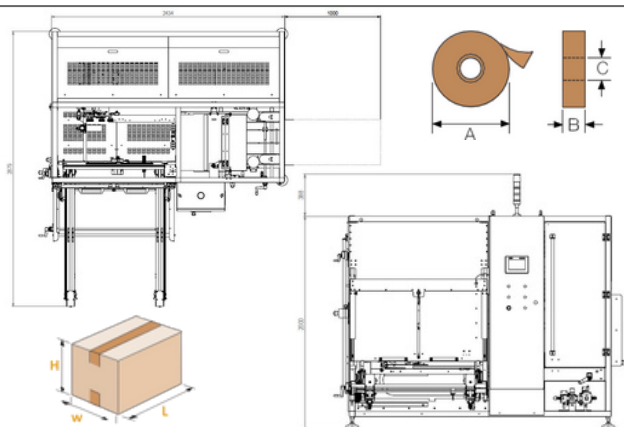
PLC based with complete signal exchange for the best integration into new or existing lines

#### FULL FLEXIBILITY

Possibility to work with both right and left-handed boxes using the same machine (optional) and to scale up to different setup for bigger boxes

#### SAFETY FIRST

Equipped with state-of-the-art security systems, ensuring maximum safety and usability in compliance with the latest CE regulations



### SPECIFICATIONS

#### Boxes

EZ-Box 20 Standard Version	
Box Min (mm) LxWxH	200 x 150 x 100
Box Max (mm) LxWxH	600 x 400 x 450
EZ-Box 20 Tall Version	
Box Min (mm) LxWxH	200 x 150 x 300
Box Max (mm) LxWxH	600 x 380 x 600
EZ-Box XL	
Box Min (mm) LxWxH	200 x 200 x 250
Box Max (mm) LxWxH	620 x 500 x 600
Box Type	RSC, HSC, FEFCO 0200/0201
Flute Type	B-C-E

The indicated sizes apply in situations where all of them are present simultaneously. If your boxes exceed the mentioned dimensions, it is possible to exceed the limits for one dimension as the values of the others decrease. For a more accurate assessment, please contact SIAT.

#### Machine

Productivity up to (bpm) (Based on the shortest processible box length)	20 (Standard & Tall) - 15 (XL)
Box Storage	120 -220 (opt.)
Box Exit	Left - Right
Sealing Type	PSA Tape
Taping Unit	K11 (2")
Processable Tapes	PVC / OPP / PET / Paper
Tape Reel Max DIA (mm)	410
Inner Tape Core (mm)	76
Air Consumption (NI/Cycle)	3,5
Workbench Height (mm)	from 600 to 700
Standard PLC	SIEMENS S7-1200
Power Supply	380/415V 50Hz 3PH+PE
Pneumatic Supply (bar)	5,5-7
Installed Power (kW)	1,27
Power Absorption (Amps)	4,86
(Standard & Tall) Machine Dimensions LxWxH (mm)	2.550 x 2.870 x 2.000
(XL) Machine Dimensions LxWxH (mm)	2.660 x 3.170 x 2.000
(Standard & Tall) Machine Weight (Kg)	500
(XL) Machine Weight (Kg)	600



## KEY FEATURES

### Ergonomic Blank Magazine



- Motorized Walk-in Magazine for easy blank loading from 120 to 220 blank storage
- End-of-boxes detection to minimize downtimings
- 3 minutes changeover for continuous production

### Excellent Case Forming



Guaranty of square boxes with:

- 4 self-cleaning vacuum cups with Venturi
- Back squaring paddle
- Positive flap folding
- Extra box flap opener

### Wide Range of Boxes



In case of boxes with height exceeding the machine limits, the "Tall" version is available on the same platform. For big size boxes, it is also available a XL version.

### All Controls at the Fingertips



Intuitive 7" touchscreen display with:

- manual and automatic operations,
- clear diagnostics

All utilities accessible on operator side for full control and reduced footprint

### Line Integration



Equipped with PLC, can manage many signals as standard to be shared with the rest of the packing line.

OUT: Working mode, Emergency Alarm, End/Broken Tape, Box ready, Box Out, Low Carton Blanks, Machine Alarm

IN: Full line, End/Broken tape exclusion, External Emergency Stop

### Remote Assistance




Equipped with SIAT Connect system for remote connection and assistance:

- secure and easy internet access
- advanced safety for remote access management
- troubleshoot remotely


### Forget the Print Orientations

**Box Exit Left  
Right-handed Box**

Standard Box Layout



Optional with Opposite Hand Kit




**No Need To  
Overturn The Box**


with the unique Opposite Hand kit, which allows to process both right- and left-handed cases owning just one machine

**Box Exit Right  
Left-handed Box**

Standard Box Layout



Optional with Opposite Hand Kit



## OPTIONALS

Higher work bench 700 to 800mm	Extended Magazine up to 220 boxes	Non-CE Compliant version
Opposite Hand Boxes Kit	SIAT K-Series K12 (3")	

