

| DRIVE BELTS | AUTOMATION GRADE | BOX FORMAT | FORMAT SETTING | SEALING TECHNOLOGY |
|-------------|------------------|------------|----------------|--------------------|
| SIDE | FULLY AUTOMATIC | UNIFORM | MANUAL | PSA TAPES |

SM11-SM116

FULLY AUTOMATIC UNIFORM SIZE CASE SEALER

SM11 is a side drive belts automatic case sealing machine designed to handle filled regular slotted boxes of same dimensions, coming from a line without the need of operators. The format is easily adjusted manually before running the production, automatically closing the upper cartons flaps and sealing top and bottom or only top of the boxes.



KEY BENEFITS

FULLY AUTOMATIC OPERATIONS

Easy and fast manual box adjustment with simultaneous upper & lower flaps closing & sealing without the need of operators, reducing labor costs and boosting the production up to 20 box per minute

THE POWER OF FLEXIBILITY

Available in different platform sizes and configurations, from small to big, including Inox version and easy tape changeover with top unit penumatic movement (SA11)

PERFECT BOX SEALING

Dual 75mm side drive belts, automatic 4 flap closing system and SIAT K taping units available for 50 mm (2") and 75 mm (3") tape width

EASY INTEGRATION

Available with optional cadencing unit and suitable to be integrated in new or existing packing line characterized by production runs with limited case size changeover

SAFETY FIRST

Safety fences for full protection, lockable eletrical switch and CE compliancy to guarnatee ergonomic and safe operations

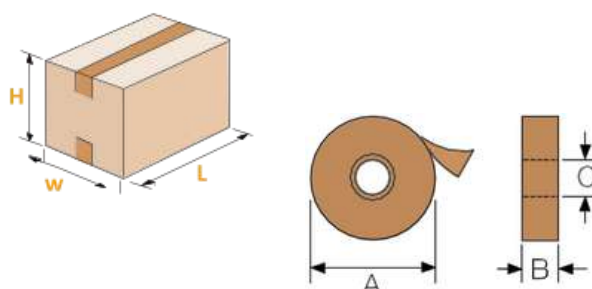
SPECIFICATIONS

Boxes

| | | |
|--|----------------------|---------------------------|
| SM11/SA11 | Standard Box Version | Low Box Version (/4) |
| Box Min (mm) LxWxH | 200 x 150 x 90* | 200 x 105** x 90* |
| Box Max (mm) LxWxH | 600 x 500 x 600 | 600 x 500 x 600 |
| SM116 | Standard Box Version | |
| Box Min (mm) LxWxH | 300 x 150 x 90* | |
| Box Max (mm) LxWxH | 900 x 650 x 700 | |
| Box Type | | RSC, HSC, FEFCO 0200/0201 |
| Flute Type | | B-C-E |
| Min-Max Box Weight (kg) | | 1-32 |
| * 90 with 30mm leg, 100 with 50mm leg, 120 with 70mm leg | | |
| ** Considering the smallest integrated unit | | |

Machine

| | |
|---|---|
| Productivity up to (bpm) | 20 (SM/SA11) - 15 (SM116) |
| Based on the shortest processible box length | |
| Belt Speed (m/min) | 22 |
| Operator side | Left - Right |
| Taping Units | K11 (2"/50mm) K12 (3"/75mm) |
| Tape Legs (mm) | 30 - 50 - 70 |
| Processable Tapes | PVC / OPP / PET / Paper |
| Tape Reel Max DIA (mm) | 410 |
| Inner Tape Core (mm) | 76 |
| Workbench height (mm) | from 485 to 825 |
| Air Consumption (NI/Cycle) | 2 |
| Power Supply | 380/415V 50Hz 3PH+PE 220/240V 50Hz 1PH+N+PE* |
| Pneumatic Supply (bar) | 5,5 - 7 |
| Installed Power (kW) | 0,26 (SM11/SA11) - 0,46 (SM116) |
| Power Absorption (Amps) | 1,08 (SM11/SA11) - 2 (SM116) |
| SM/SA11 - /4 L5 Machine Dimensions LxWxH (mm) | 2.526 x 1.058 x 2.110 |
| SM116 - Machine Dimensions LxWxH (mm) | 2.834 x 1.058 x 2.110 |
| Machine Weight (kg) | 340 (SM11/SA11) - 520 (SM116) |
| *Other power supplies available upon request | |



KEY FEATURES

Automatic 4 Flaps Closure



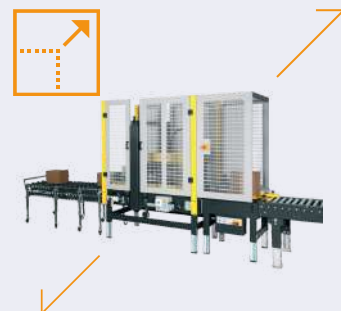
Easy setting pneumatic kicker combined with mechanical passive side flap folder to automatically close 4 top flaps without operator need

Easy to Set Up



Fast unit changeover, height adjustment by handles, mechanical micro switch for length management and ON-OFF main electrical switch for an easy and fast start up

From small to big boxes



A bigger platform (SMI 16) is available to cover major market needs in terms of box dimension, with the additional possibility to choose the Low Version (SMI 1/4) with integrated units for very narrow cases.

Box Management



In case of need to handle the box indexing process, AG21 motorized conveyor belt unit with manual side guides is available for box cadencing and distancing, with both power and safety integrated with SMI 1

Core Item



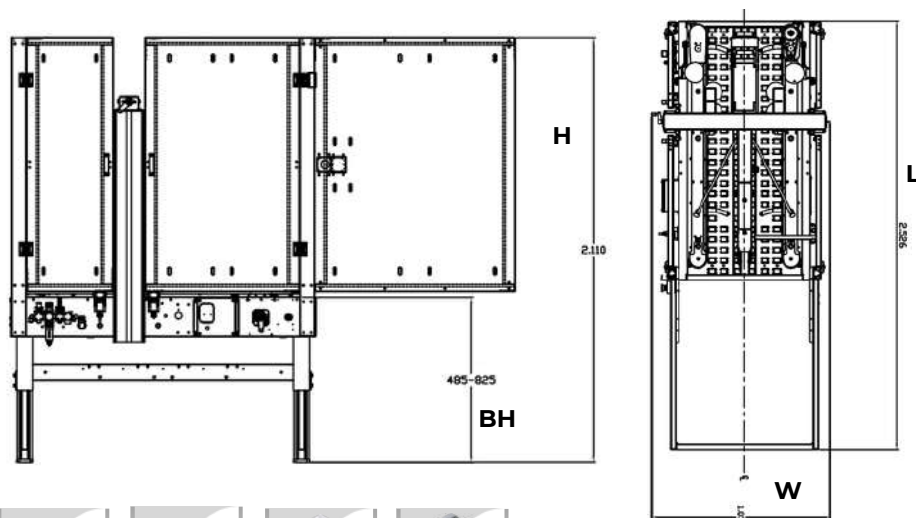
To give the best service to our customers, SMI 1 in its standard configuration is always available in stock

Special Variants



SMI 1 can be available in 2 special set up:

- SMI 1 with pneumatic system to quickly move the top unit without handles
- SMI 1 Inox in stainless steel AISI 304 as SM¹



OPTIONALS

| |
|--|
| Counter on Handles |
| Energy Saving Mode (available without PLC) |
| Prolonged Motorization |
| High Speed version (30 m/min) |
| End Tape Alarm (available without PLC) |
| Broken Tape Alarm (available with PLC only) |
| Wheels ¹ |
| Higher Legs ² |
| Conveyors: GTL- GTR (extendable conveyors), RG (roller conveyor) |
| Double side doors opening |
| AG21 500/650 indexing unit |
| ¹ Workbench height becoming 585-925 |
| ² Workbench height becoming 685-1025 |

